



# GRE STUDY PLAN 1 MONTH CRASH COURSE

**EMPOWER**gre™

MAXIMUM IMPROVEMENT MADE EFFICIENT

Coverage Level

**FULL**

Timeframe

**1 MONTH**

Updated








**9/17/2014**

NOTE: This packet is to be used in conjunction with the Modules in your Empower GRE Course. This packet is NOT designed to be a complete treatment of any subject herein.

# PRE-START CHECKLIST

Pick up your gear. Some items are essential, some are optional. Get the gear you need to succeed.

## PRE-START CHECKLIST

ITEM	HAVE
 <b>ETS PowerPrep II MSTs</b> <a href="#">Download Free GMAT Prep software</a> . Contains 2 practice MSTs and practice questions.	<input type="checkbox"/>
 <b>The Official Guide to the GRE Revised General Test, 2nd Edition</b> <a href="#">Purchase from amazon.com</a> . These questions are an essential part of your training and the EMPOWERgre course. Video explanations for all Official Guide question are also available in the EMPOWERgre library.	<input type="checkbox"/>
 <b>Practice MSTs</b> <a href="#">Purchase 6 practice MSTs for \$30</a> . Highly recommended for practice and training during the course.	<input type="checkbox"/>
 <b>Notebooks</b> <a href="#">Purchase realistic scratch paper from amazon.com</a> . Realistic scratch paper for all of your work.	<input type="checkbox"/>
 <b>Headphones</b> Have or <a href="#">purchase headphones</a> . You'll be wearing headphones/earplugs during your real test. Use to watch your lessons.	<input type="checkbox"/>
 <b>Energy Bars</b> <a href="#">12 Pack of Cliff's Energy Bars at amazon.com</a> . Have the right snacks for your studies and training.	<input type="checkbox"/>
 <b>Chewing Gum</b> <a href="#">Purchase a 12 pack of Trident Cinnamon gum at amazon.com</a> . Chewing gum adds focus and boosts energy.	<input type="checkbox"/>

## PROPER GRE STUDYING CHECKLIST

### Scheduling

To crush the GRE, you have a lot of work ahead of you, so plan accordingly. Design a schedule that allows for consistent training. EMPOWERgre suggests 3 nights/week if you work, and two four-hour blocks each weekend.

### Conditions

Quiet settings; distraction free (as best as you can create); headphones; snacks; water. You'll also want to use a desktop computer if you can, since the official exam is also on a desktop Human posture varies between laptop and desktop use.

### Study Duration: 30 & 35 Minute blocks + 10 Min Break

Ideally, all sessions should be the same length as a GRE section, or series of sections. Divide your sessions into 65 minute increments with a break.

### Notebook

Keep track of your progress, and particularly your mistakes. Use the Mistake Tracker to locate patterns within your mistakes, both in terms of tactics and content

### Standard of Learning

Successful GRE test-takers not only know the concepts, but they also know how to apply them. By the time you sit for the real exam, you should know the content well enough so that you could teach it.

**EMPOWERgre™**

MAXIMUM IMPROVEMENT MADE EFFICIENT

# 1-MONTH STUDY PLAN

EMPOWERgre does not recommend prepping for the GRE in 1 month, but this plan is geared toward those who have an extremely tight time-frame to prep for the GRE, perhaps due to an unavoidable and critical deadline. The 1 Month Study Plan requires a staggering 33 hours per week over a one month period to complete. Most people who go on to achieve the Maximum score improvement invest 12 hours per week, and spend 3 months in their preparation, so know that to complete the 1-Month Study Plan is a full-time undertaking, and requires an extremely disciplined regimen.

## RESOURCES



EMPOWERgre Module



Official Guide Work



















Multi-Stage Test (MST)



Podcasts

## STAGE 1: DAYS 1-9







ITEM	TIME	DONE
 <b>Start Here Module</b> Introduction to how the course functions, and what it takes to get a 90th percentile + score	5 Mins	<input type="checkbox"/>
 <b>Take ETS PowerPrep II GRE Prep MST 1</b> Establish your baseline score. Complete ALL sections	4 Hours	<input type="checkbox"/>
 <b>Download &amp; Print PDF Packs</b> Have your concept summaries handy. Print at any time	10 Mins	<input type="checkbox"/>
 <b>QUANT: TEST IT, TEST THE ANSWERS, Quant Comparisons, Number Properties, Triage, Special Question Types</b> Learn essential Quant tactics and knowledge. Applies to over 3/4 of the Quant section	12 Hours	<input type="checkbox"/>
 <b>EMPOWER Podcast: GRE Perspective</b> What the GRE actually measures and why it's a part of the Admissions process	5 Mins	<input type="checkbox"/>
  <b>QUANT: OG Quizzes (Tactics, Quant Comparisons, Charts/Graphs/Tables) &amp; Rich's Videos</b> Key review of Stage 1 Quant concepts	9 Hours	<input type="checkbox"/>
 <b>Math Skills Clinics</b> Fractions to Decimals	15 Mins	<input type="checkbox"/>
 <b>EMPOWER Podcast: You Not Studying For the GRE, You're Training For It</b> Max debunks some big myths about prepping for the GRE to help you better prep	5 Mins	<input type="checkbox"/>
 <b>EMPOWER Podcast: GRE Verbal For Non-Natives</b> Max shares some key advice to help non-natives avoid some classic GRE Prep perils	5 Mins	<input type="checkbox"/>
  <b>Verbal: Reading Comp Purpose &amp; Inference Questions; Quizzes</b> How to Read An RC Passage; Purpose, and Inference Questions	5 Hours	<input type="checkbox"/>
 <b>VERBAL: vocabBUILDER Stage 1A &amp; 1B</b> Start building essential GRE Vocal. Each vocab module contains 30 words	2 Hours	<input type="checkbox"/>
 <b>EMPOWER Podcast: The Real Scoop On GRE Vocab</b> Learn how vocab factors in to your GRE prep	5 Mins	<input type="checkbox"/>
 <b>Physical and Psychological Tactics Module</b> Let Rich guide you through how to be at your best during practice and on the big day	30 Mins	<input type="checkbox"/>
 <b>Review MST 1</b> Apply newly learned tactics; use Mistake Tracker spreadsheet to track mistakes and insights	2 Hours	<input type="checkbox"/>

**EMPOWERgre™**

MAXIMUM IMPROVEMENT MADE EFFICIENT


















# 1-MONTH STUDY PLAN

## STAGE 1: DAYS 1-9 (CONTINUED)

ITEM	TIME	DONE
 <b>EMPOWER PODCAST: Triage</b> A quick reminder of the multiple benefits of TRIAGE to your overall performance on the GRE	5 Mins	<input type="checkbox"/>
 <b>EMPOWER PODCAST: The GRE is just like a...</b> A brief message from Rich before you take your 2nd MST (MGRE MST 1)	5 Mins	<input type="checkbox"/>
 <b>Take MGRE MST 1</b> Purchase your 6 MSTs for \$49. Take all sections of your 2nd MST under fully simulated conditions	4 Hours	<input type="checkbox"/>
 <b>EMPOWER TACTICS: How to Review your MSTs</b> Learn how to categorize errors so that you can fix the biggest areas first and improve faster.	5 Mins	<input type="checkbox"/>
 <b>Review Manhattan GRE MST 1</b> Apply newly learned tactics; use Mistake Tracker spreadsheet to track mistakes and insights	2 Hours	<input type="checkbox"/>
 <b>**OPTIONAL** FREE MATH HELP - Khan Academy</b> Math skills rusty? Then dig into this Module and get those basic math skills back up to speed	1-5 Hours	<input type="checkbox"/>
<b>Schedule Your Official GRE</b> <a href="https://ets.org">ets.org</a> If you work M-F, then schedule your test on a Monday morning	15 Mins	<input type="checkbox"/>















# 1-MONTH STUDY PLAN

## STAGE 2: DAYS 10-14

ITEM	TIME	DONE
 <b>QUANT: Algebra 1 &amp; 2</b> Renew and refine your GRE Algebra skill	4.5 Hours	<input type="checkbox"/>
  <b>QUANT: OG Algebra Quizzes</b> Use the EMPOWER Tactics to crush every Algebra question in the ETS Official Guide	1 Hour	<input type="checkbox"/>
 <b>QUANT: Skills Clinic - Perfect Squares</b> Review squares and square roots to calculate GRE Quant questions faster	10 Mins	<input type="checkbox"/>
 <b>VERBAL: vocabBUILDER Stage 2A</b> The next set of 30 words	1 Hour	<input type="checkbox"/>
 <b>VERBAL: RC Detail Questions</b> We'll show you what detail questions ask you for, and how to find the answer	1 Hour	<input type="checkbox"/>
  <b>VERBAL: RC Detail Quizzes &amp; Max's Videos</b> Practice detail questions	1 Hour	<input type="checkbox"/>
 <b>VERBAL: Paragraph Logic Questions</b> A relatively rare Verbal question type, but one that's efficient to answer	1.5 Hours	<input type="checkbox"/>
  <b>VERBAL: Paragraph Logic Quizzes &amp; Max's Videos</b> Practice PL questions	1.5 Hours	<input type="checkbox"/>
 <b>VERBAL: The 3 Wrong RC Answer Types</b> Learn the 3 wrong answer types, and we'll show you what they are, and how to spot them	30 Mins	<input type="checkbox"/>
 <b>VERBAL: RC Question Type Identification Drill 1</b> Make sure that you can successfully Identify the 3 RC question types	15 Mins	<input type="checkbox"/>
 <b>VERBAL: vocabBUILDER Stage 2B</b> The next set of 30 words	1 Hour	<input type="checkbox"/>
 <b>EMPOWER TACTICS: Pacing</b> Combined with Triage, the pacing tactics will help you to maximize your performance on Test Day	30 Mins	<input type="checkbox"/>
 <b>Take Manhattan MST2</b> Make sure you take the MST in realistic conditions, including doing the essay	4.5 Hours	<input type="checkbox"/>
 <b>Review Manhattan MST2</b> Review the answers and explanations; complete the Mistake Tracker	3 Hours	<input type="checkbox"/>


























# 1-MONTH STUDY PLAN

## STAGE 3: DAYS 15-18

ITEM	TIME	DONE
 <b>QUANT: Math Rules 1, 2 &amp; 3</b> Learn & master essential GRE Quant Math Rules	6 Hours	<input type="checkbox"/>
  <b>QUANT: OG Math Rules Quizzes &amp; Rich's Videos</b> Math Rules	2 Hours	<input type="checkbox"/>
 <b>QUANT: Skills Clinic - Math Formulas</b> Having these formulas memorized is a must for Test Day	10 Mins	<input type="checkbox"/>
 <b>VERBAL: vocabBUILDER Stage 3A</b> The next set of 30 words	1 Hour	<input type="checkbox"/>
 <b>VERBAL: 1-Blank Questions</b> Tactics and training for 1-Blank questions	45 Mins	<input type="checkbox"/>
 <b>VERBAL: 2-Blank Questions</b> Tactics and training for 2-Blank questions	45 Mins	<input type="checkbox"/>
 <b>VERBAL: 3-Blank Questions</b> Tactics and training for 3-Blank questions	45 Mins	<input type="checkbox"/>
 <b>VERBAL: vocabBUILDER Stage 3B</b> The next set of 30 words	1 Hour	<input type="checkbox"/>
  <b>VERBAL: OG Reading Comp Quizzes Set 1</b> Review and hone your RC skills	1 Hour	<input type="checkbox"/>
 <b>EMPOWER PODCAST: Battling Fatigue</b> A brief message from Rich before you take your 4th MST (MGRE MST 3)	5 Mins	<input type="checkbox"/>
 <b>Take MGRE MST 3</b> Take all sections of your 3rd MST under fully simulated conditions	4.5 Hours	<input type="checkbox"/>
 <b>MGRE MST 3 Review</b> Apply newly learned tactics; use Mistake Tracker spreadsheet to track mistakes and insights	3 Hours	<input type="checkbox"/>





















# 1-MONTH STUDY PLAN

## STAGE 4: DAYS 19-23

ITEM	TIME	DONE
 <b>QUANT: Math Formulas 1 &amp; 2</b> Learn & master essential GRE Quant Math Formulas	5 Hours	<input type="checkbox"/>
  <b>QUANT: OG Math Formulas Quizzes &amp; Rich's Videos</b> Math Formulas	2 Hours	<input type="checkbox"/>
  <b>QUANT: OG Charts/Graphs/Tables Quizzes - Part 2</b> Math Test your Charts/Graphs/Tables skills with GRE Official Guide questions	1 Hour	<input type="checkbox"/>
 <b>Math Skills Clinics</b> Geometry Formulas	10 Mins	<input type="checkbox"/>
 <b>VERBAL: vocabBUILDER Stage 4A</b> The next set of 30 words	1 Hour	<input type="checkbox"/>
  <b>VERBAL: 1-Blank Quizzes</b> Practice 1-Blank questions, including those from the GRE Official Guide	45 Mins	<input type="checkbox"/>
  <b>VERBAL: 2-Blank Quizzes</b> Practice 2-Blank questions, including those from the GRE Official Guide	45 Mins	<input type="checkbox"/>
  <b>VERBAL: 3-Blank Quizzes</b> Practice 3-Blank questions, including those from the GRE Official Guide	45 Mins	<input type="checkbox"/>
 <b>VERBAL: S-Pairs Training</b> Tactics and training for S-Pair questions	45 Mins	<input type="checkbox"/>
  <b>VERBAL: S-Pairs Quizzes &amp; Max's Videos</b> Tactics and training for S-Pair questions	45 Mins	<input type="checkbox"/>
 <b>VERBAL: Triage</b> This section reveals shocking secrets about how to better manage GRE pacing	45 Mins	<input type="checkbox"/>
  <b>VERBAL: Official Guide Verbal Test 1</b> Practice 25 Official Guide mixed Verbal questions	1 Hour	<input type="checkbox"/>
 <b>VERBAL: RC Question Type Identification Drill 2</b> Make sure that you can successfully Identify the 3 RC question types	15 Mins	<input type="checkbox"/>
  <b>VERBAL: Official Guide Verbal Test 2</b> Practice 25 Official Guide mixed Verbal questions	1 Hour	<input type="checkbox"/>
 <b>VERBAL: vocabBUILDER Stage 4B</b> The next set of 30 words	1 Hour	<input type="checkbox"/>
 <b>Take MGRE MST 4</b> Take all sections of your 5th MST under fully simulated conditions	4.5 Hours	<input type="checkbox"/>
 <b>MGRE MST 4 Review</b> Apply newly learned tactics; use Mistake Tracker spreadsheet to track mistakes and insights	3 Hours	<input type="checkbox"/>

# 1-MONTH STUDY PLAN









## STAGE 5: DAYS 24-30

ITEM	TIME	DONE
 <b>QUANT: Geometry - Parts 1 &amp; 2</b> Learn all the rules (and special patterns) needed to crush GRE geometry questions	3 Hours	<input type="checkbox"/>
  <b>QUANT: OG Geometry Quizzes</b> Reinforce Geometry knowledge with GRE Official Guide questions	3 Hours	<input type="checkbox"/>
 <b>Take MGRE MST 5</b> Take all sections of your 5th MST under fully simulated conditions	4.5 Hours	<input type="checkbox"/>
 <b>MGRE MST 5 Review</b> Apply newly learned tactics; use Mistake Tracker spreadsheet to track mistakes and insights	3 Hours	<input type="checkbox"/>
 <b>VERBAL: vocabBUILDER Stage 5A</b> The next set of 30 words	1 Hour	<input type="checkbox"/>
  <b>VERBAL: OG Reading Comp Quizzes Set 2</b> Review and prime your RC skills	1 Hour	<input type="checkbox"/>
  <b>VERBAL: Official Guide Verbal Test 3</b> Practice 25 Official Guide mixed Verbal questions	1 Hour	<input type="checkbox"/>
  <b>VERBAL: Official Guide Verbal Test 4</b> Practice 25 Official Guide mixed Verbal questions	1 Hour	<input type="checkbox"/>
 <b>ANALYTICAL WRITING: Issue &amp; Argument Essays</b> Learn how to craft your essays using a killer 5-paragraph system	1 Hour	<input type="checkbox"/>
 <b>VERBAL: vocabBUILDER Stage 5B</b> The last set of 30 words	1 Hour	<input type="checkbox"/>
 <b>Take ETS PowerPrep II MST 2</b> Take all sections of your 7th MST under fully simulated conditions	4.5 Hours	<input type="checkbox"/>
 <b>ETS PowerPrep II MST 2 Review</b> Review answers and explanations; use Mistake Tracker spreadsheet to track mistakes/insights	3 Hours	<input type="checkbox"/>
 <b>EMPOWER PODCAST: Endorphin Rush</b> An easy way to pick up a powerful rush of Endorphins on Test Da	5 Mins	<input type="checkbox"/>
 <b>Curated Review Modules</b> A lean revisit of the earlier lesson videos to stay completely refreshed ahead of test day	5 Hours	<input type="checkbox"/>
 <b>Final Module Before Test Day</b> Advice on how you should spend your last 24 hours before Test Day	20 Mins	<input type="checkbox"/>
 <b>Take Your Real GRE</b> Time to celebrate! Its game day.	5 Hours	<input type="checkbox"/>



# 1-MONTH STUDY PLAN

## PRACTICE MST SEQUENCE

	MST Number	TIME	DONE
	1	ETS PowerPrep II MST 1	<input type="checkbox"/>
	2	MGRE MST 1	<input type="checkbox"/>
	3	MGRE MST 2	<input type="checkbox"/>
	4	MGRE MST 3	<input type="checkbox"/>
	5	MGRE MST 4	<input type="checkbox"/>
	6	MGRE MST 5	<input type="checkbox"/>
	7	Take ETS PowerPrep II MST 2	<input type="checkbox"/>
	(Reserve)	MGRE MST 6	<input type="checkbox"/>